


## Parent Meeting

### Reading 25 Books



- 3 Books ( 1 book completed every 10 days)
- Read daily for 30 minutes

#### Parent questions to help their child read




1. What is happening in the story?
2. Show 3 examples (evidence –quotes from the text that shows that your summary is correct)
3. Who is the main character?
4. What is the problem or conflict? How is this similar to a situation you've experienced?
5. What is the solution to the problem or conflict?
6. How does the author show feelings in the text?  
Ex: short sentences, images etc.




- **Post-its:** (Summary of what I read)  
Every 2 pages ....Beginner Readers  
Every 3 pages ....Intermediate Readers  
Every 5 pages ....Advanced Readers
- My On Books .....[www.MyOn.com](http://www.MyOn.com)  
(Free online books for students to read or have read to them)  
Students should take notes as they read or listen to book.

### ELA State Exam



- Copy of state exam (provided with answer key)
- Give child 15 minutes for every passage
- Ask child to underline where in the text they found the answer
- Correct using the answer key
- Discuss with student *why* each answer choice is not correct

<p><b>Math State Exam</b></p> 	<ul style="list-style-type: none"> <li>○ Copy of state Test (provided with answer key)</li> <li>○ Give child 15 minutes for every 5 questions</li> <li>○ Correct using the answer key</li> <li>○ <b>www.KahnAccademy.com</b> (Free online videotape of Math teachers teaching Math lessons on the same topics)</li> <li>○ 10 most difficult problems package (Do the same)</li> <li>○ Discuss with student <i>why</i> each answer choice is not correct</li> </ul>
<p><b>Social Studies</b></p> 	<ul style="list-style-type: none"> <li>○ Review MOSL Student Rubric (describe how to get a good answer)</li> <li>○ MOSL questions (1 at a time) – 10 minutes per question</li> <li>○ Give time to complete Question and go over using the rubric. (15 minutes)</li> <li>○ Discuss how the answer is aligned to the rubric</li> <li>○ What is missing in your response as per Rubric? For example in question 1 look at trait 1, in question 2 look at trait 2, etc...</li> </ul>
<p><b>Science</b></p> 	<ul style="list-style-type: none"> <li>○ Explore the real world around us by asking, “I wonder why, or how...”</li> <li>○ Ask child to pose scientific questions and to hypothesize what they think would be the answer. Make a prediction.</li> <li>○ Use real life situations as an example of cause and effect using If ____ then ____.</li> <li>○ Conduct experiments at home <a href="http://www.sciencekids.co.nz/experiments">www.sciencekids.co.nz/experiments</a></li> <li>○ Discuss the findings by asking, “Why do you think those were the results? What could we do next time?”</li> <li>○ Read science books on <a href="http://www.MyOn.com">www.MyOn.com</a></li> </ul>

<p><b>Vocabulary Book Provided</b></p> 	<ul style="list-style-type: none"> <li>○ Take a lesson from the Wordly Wise 3000 book</li> <li>○ Discuss the meaning of each word</li> <li>○ Complete the sections of the lesson together</li> <li>○ Quiz students individually on applying words by themselves</li> <li>○ Review sentences and ask students why words are correct or incorrect use section of chapter “Applying Meaning”.</li> <li>○ Grade the assessment.</li> <li>○ Discuss why questions are incorrect.</li> <li>○ Make sure to complete all sections of the chapter</li> <li>○ Go to next section of book</li> </ul>
<p><b>Notebooks</b></p> 	<ul style="list-style-type: none"> <li>○ Check Notebook rubric</li> <li>○ Check exemplar on school website</li> <li>○ Find each component of rubric in the notebook. Look at your child’s notebook and go element by element of the rubric. For example: Does student highlight vocabulary with blue?</li> <li>○ Does student have wonderings and findings?</li> </ul> <p>Every day students should have a T chart in their notebooks for every class.</p>
<p><b>Planners</b></p>  <p style="font-size: small; text-align: right;">shutterstock · 102572627</p>	<ul style="list-style-type: none"> <li>○ Students have homework assigned every day. (If not, contact teachers or Assistant Principals for the grade)</li> <li>○ If there is no school, student should write “No School”</li> </ul>